



# 2Return presents: **14** TIPS to prevent pallet damage

Companies that use pallets often experience high maintenance costs on their pallets due to damages caused by faulty pallet handling. Repair and replacement of pallets accumulates to a level of needless logistic asset expenses that can easily be avoided.

Beside high maintenance costs it also causes annoyance in the workplace and it increases the risk of accidents.

The basis of a cost efficient solution is to prevent the damages by creating awareness how to handle the pallets correctly.

2Return is the specialist in the field of pooling and management of packaging. By using our years of experience, 2Return has collected 14 tips that describe how pallet damage can be prevented.

We hope that these 14 tips help you to create a more cost efficient and durable usage of your pallets.

**TIP 1** Keep the forks horizontal during lifting, placing and driving.



**TIP 2** Use the correct size forks to avoid damage to other load.



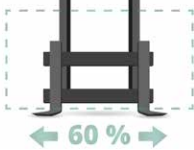
**TIP 3** Place the load in such way, that the weight is evenly distributed over the pallet, to avoid tilting.



**TIP 4** Introduce designated areas in warehouse for placing and storing the pallets to avoid dangerous situations or reduction of working space.




**TIP 5** To create balance whilst carrying a load the centre distance of the forks compared to the width of the pallet needs to be at least 60%.



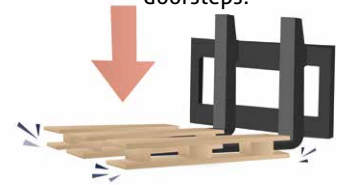
**TIP 6** Make sure that you remove the forks from the pallet completely before turning.



**TIP 7** Do not shove pallets, always lift pallets for repositioning.



**TIP 8** Lift the pallet whilst moving 20 centimetres from the ground to avoid hitting e.g. doorsteps.



**TIP 9** Be careful with pallets, do not throw them.



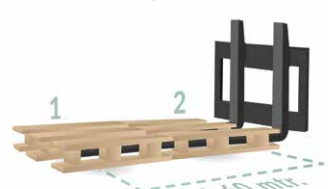
**TIP 10** Ensure sufficient space on three sides of the pallet when placing them in the shelves.




**TIP 11** Always lift the pallet for repositioning instead of pushing a pallet using another pallet.



**TIP 12** Use forks with sufficient length in case of carrying 2 pallets at once.



**TIP 13** Stack pallets in neat rows to prevent unstable stacks, which might create dangerous situations.



**TIP 14** Make sure to receive sufficient training prior to using a manual or electric pallet truck.



*Keep your pallets clean and usable. Treat them with a little more caution for a longer useful life.*



These tips are established in collaboration with [www.blomopleidingen.nl](http://www.blomopleidingen.nl)